



ECMAScript for XML (E4X)



John Schneider
ECMA TC39/TG1/SG1
john.schneider@agiledelta.com



Overview

- The Problem
- The Opportunity
- Initial Attempts
- Our Approach
- Conclusions
- Current Status

Overview

- The Problem
- The Opportunity
- Initial Attempts
- Our Approach
- Conclusions
- Current Status

Scripters are Swamped with XML



The XML Programming Model

- Provides several options to solve a given problem (e.g., DOM, XSLT, XQuery)
- Introduces a steep learning curve
- Requires specialized knowledge and complex concepts (e.g., trees, nodes, recursive descent, functional lang.)
- Minimizes reuse of Scripter's skills and knowledge
- Often requires mixed models (objects, trees, templates, queries, paths)

The XML Programming Model

A Simple Example

Given an XML “order” document with the following shape, compute the total price and add it to the order:

- order
 - customer
 - name
 - address
 - item*
 - description
 - quantity
 - price

The scripter thinks:

```
function addTotal(order) {
  total = 0;
  for (i in order.item) {
    total += i.price * i.quantity;
  }
  order.total = total;
}
```

XSLT

XSLT requires:

```
<xsl:stylesheet version="1.0"
  xmlns:xsl="http://www.w3.org/1999/XSL/Transform">
  <xsl:variable name="total" select="0"/>
  <xsl:template match="item" priority="1">
    <xsl:set-variable name="total"
      select="$total + ./price * ./quantity"/>
  </xsl:template>
  <xsl:template match="*/|comment()|processing-
  instruction(">
    <xsl:value-of "."/>
    <xsl:apply-templates/>
  </xsl:template>
  <xsl:template match="/*[position() = last()]">
    <xsl:value-of "."/>
    <xsl:apply-templates/>
    <total><xsl:value-of select="$total"/></total>
  </xsl:template>
</xsl:stylesheet>
```



The scripter thinks:

```
function addTotal(order) {
  total = 0;
  for (i in order.item) {
    total += i.price * i.quantity;
  }
  order.total = total;
}
```

XSLT

XSLT requires:

```
<xsl:stylesheet version="1.0"
  xmlns:xsl="http://www.w3.org/1999/XSL/Transform">
  <xsl:variable name="total" select="0"/>
  <xsl:template match="item" priority="1">
    <xsl:set-variable name="total"
      select="$total + ./price * ./quantity"/>
  </xsl:template>
  <xsl:template match="*/|comment()|processing-
    instruction(">
```

Ok, I cheated. You actually need scripting and the DOM too.

```
<xsl:value-of select="."/>
<xsl:apply-templates/>
<total><xsl:value-of select="$total"/></total>
</xsl:template>
</xsl:stylesheet>
```



The scripter thinks:

```
function addTotal(order) {
  total = 0;
  for (i in order.item) {
    total += i.price * i.quantity;
  }
  order.total = total;
}
```


XSLT

What's Missing?

- A familiar processing model
 - Most scripters immediately subvert recursive flow to achieve procedural patterns -- results in more code
- A single model
 - To accomplish anything mildly complex requires mixing XSLT, XPath, scripting and the DOM
- A flat learning curve
 - Requires a lot of specialized knowledge and skills (templates, recursion, nodes, trees, priority rules, etc.)
- Reuse of familiar concepts
 - What happened to my objects, properties and methods?

The DOM

The DOM requires:

```
function addTotal(document) {
  total = 0;
  items = document.getElementsByTagName("item");
  for (i = 0; i < items.length; i++) {
    item = items.item(i);
    price = item.getElementsByTagName("price").item(0);
    priceValue = price.item(0).getNodeValue();
    quantity = item.getElementsByTagName("quantity").item(0);
    quantityValue = quantity.item(0).getNodeValue();
    total += priceValue * quantityValue;
  }
  totalText = document.createTextNode(total);
  totalElem = document.createElement("total");
  totalElem.appendChild(totalText);
  document.item(0).appendChild(totalElem);
}
```



The scripter thinks:

```
function addTotal(order) {
  total = 0;
  for (i in order.item) {
    total += i.price * i.quantity;
  }
  order.total = total;
}
```

The DOM

What's Missing?

- A single model
 - Mixes tree navigation metaphors and object navigation to achieve largely the same goal
- A flat learning curve
 - Requires specialized knowledge and skills (nodes, trees, a large, complex interface hierarchy, etc.)
- Reuse of familiar concepts
 - My objects, properties and methods feel a little funny

Overview

- The Problem
- The Opportunity
- Initial Attempts
- Our Approach
- Conclusions
- Current Status

The Opportunity

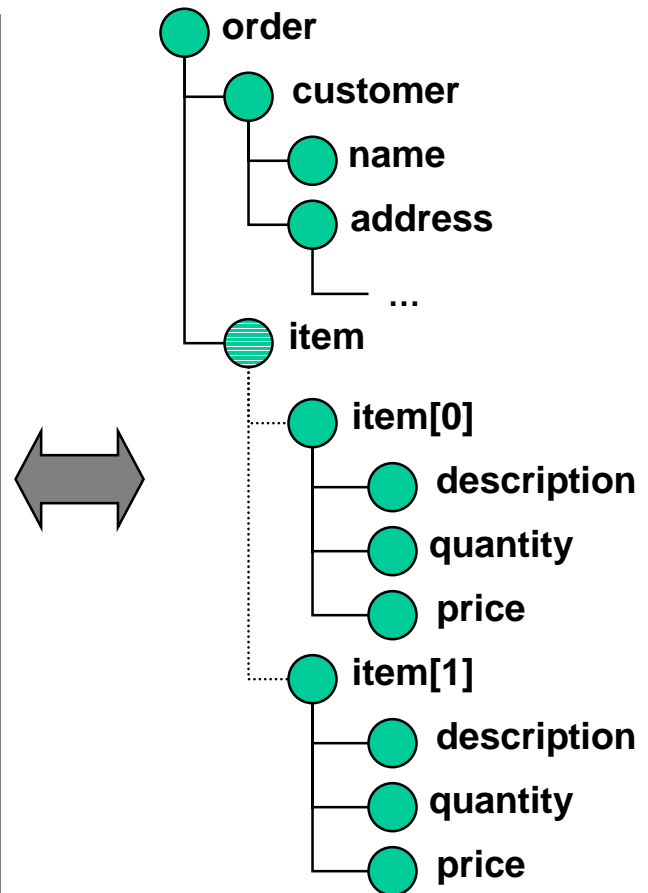
- Provide a simple, familiar, general purpose programming model for XML that:
 - Leverages existing skills and knowledge
 - Reuses familiar concepts, operators and syntax
 - Flattens the learning curve
 - Minimizes need for specialized skills and knowledge
 - Enables scripters immediately with little or no training
- Ultimately, provide a simple object abstraction for creating, navigating and manipulating XML

Overview

- The Problem
- The Opportunity
- **Initial Attempts**
- Our Approach
- Conclusions
- Current Status

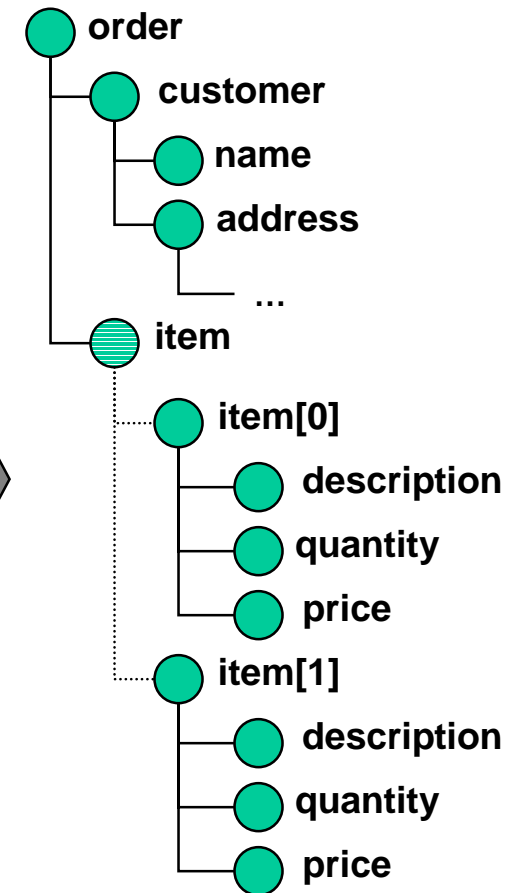
Mapping XML to Objects

```
<order>
  <customer>
    <name>I. Wannabuy</name>
    <address> ... </address>
  </customer>
  <item>
    <description>Small Rodent, Generic</description>
    <quantity>35</quantity>
    <price>6.99</price>
  </item>
  <item>
    <description>Catapult</description>
    <quantity>1</quantity>
    <price>149.95</price>
  </item>
</order>
```



Mapping XML to Objects

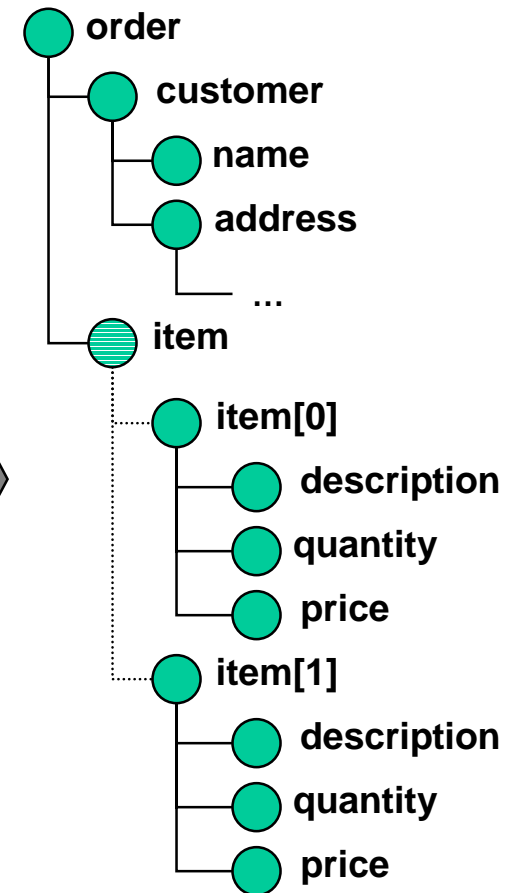
```
order = {  
  customer: {  
    name: "I. Wannabuy",  
    address: ... ,  
  },  
  item [  
    {  
      description: "Small Rodent, Generic",  
      quantity: 35,  
      price: 29.99  
    },  
    {  
      description: "Catapult",  
      quantity: 1,  
      price: 149.95  
    }  
  ]  
}
```



Great! So we can just map XML onto ECMAScript Objects. Right?

Mapping XML to Objects

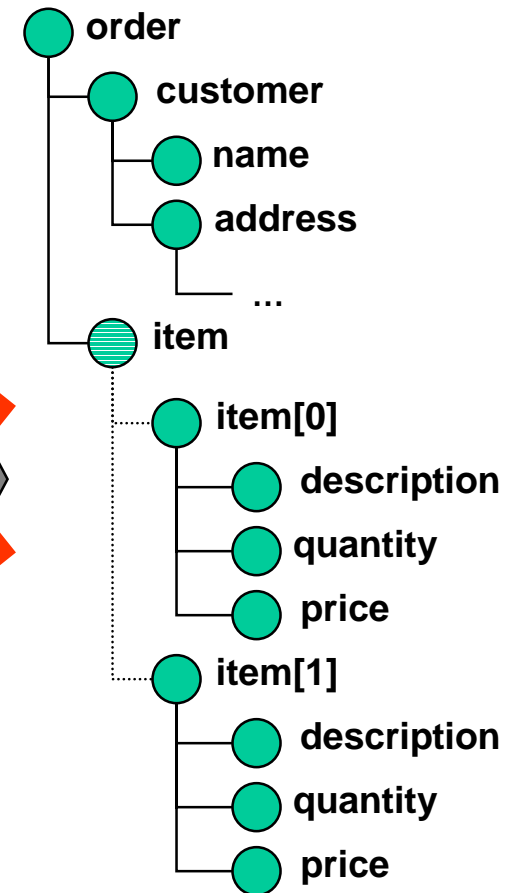
```
order = {  
  item [  
    {  
      quantity: 35,  
      price: 29.99  
      description: "Small Rodent, Generic",  
    },  
    {  
      price: 149.95  
      description: "Catapult",  
      quantity: 1,  
    }  
  ]  
  customer: {  
    name: "I. Wannabuy",  
    address: ... ,  
  }  
}
```



Well, not quite. For starters, order is NOT important in Objects.

Mapping XML to Objects

```
<order>
  <item>
    <quantity>35</quantity>
    <price>29.99</price>
    <description>Small Rodent, Generic</description>
  </item>
  <item>
    <price>149.95</price>
    <description>Catapult</description>
    <quantity>1</quantity>
  </item>
  <customer>
    <name>I. Wannabuy</name>
    <address> ... </address>
  </customer>
</order>
```

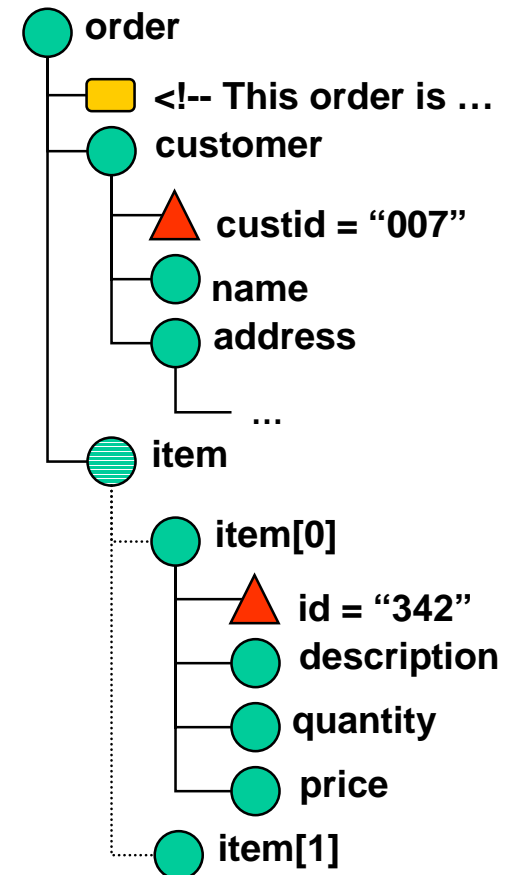


But, order is critical in XML.

Mapping XML to Objects

What's Missing?

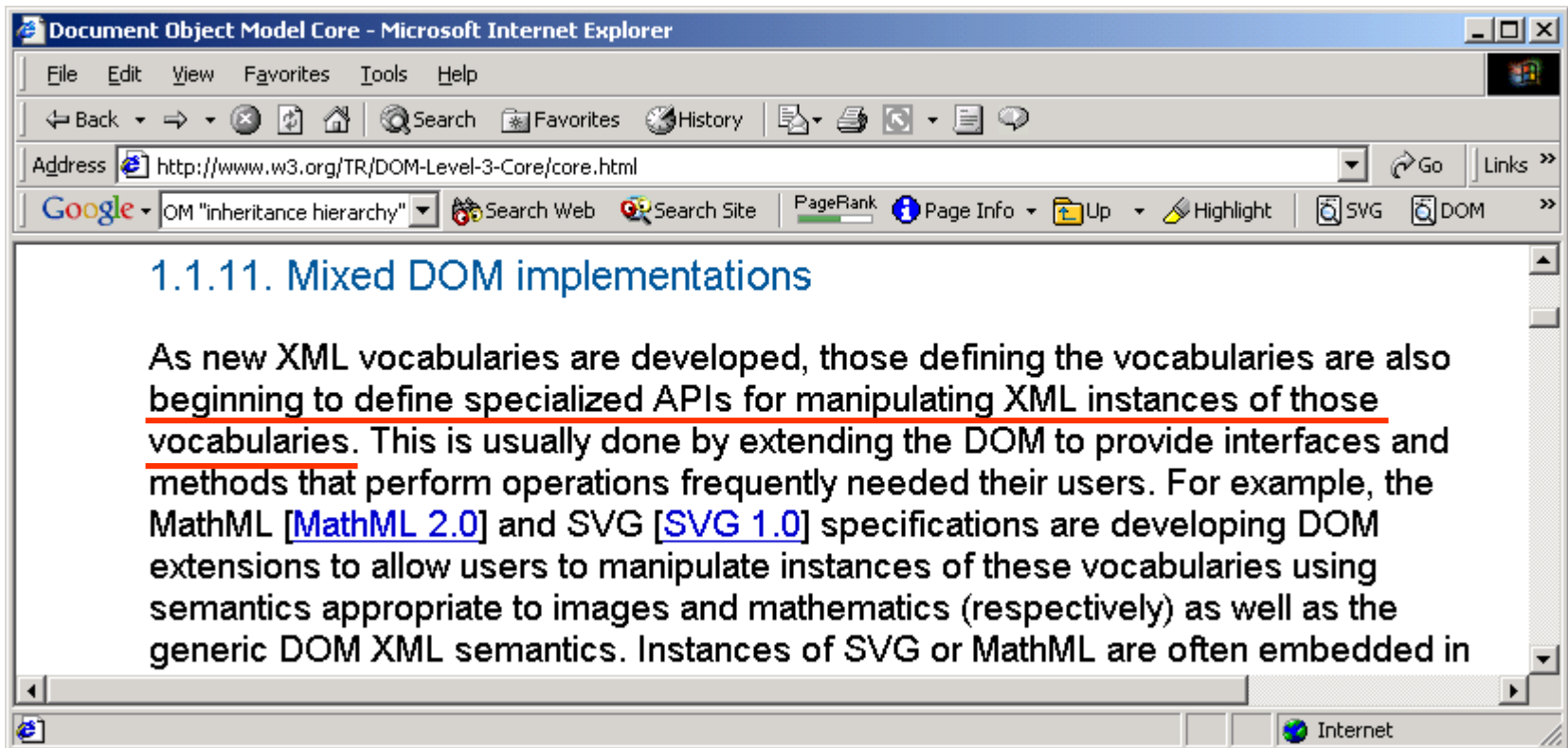
- Well defined order semantics
 - What is property order for new object?
 - Where are new properties added?
 - What is impact of deleting properties?
- Operators for controlling order
 - Specify property order
 - Modify property order
 - Preserve property order
- Operators for creating and manipulating additional XML artifacts
 - Attributes, Comments, PIs
 - Mixed content



Bottom line: ECMAScript object model is insufficient for XML data.

Specialized DOM APIs

- Vocabulary specific DOM extensions

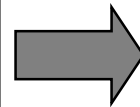


SVG DOM Example

- A great step forward!

Standard DOM:

```
function pointInsideRect(point, rect) {
  var px = Number(point.getAttribute("x"));
  var py = Number(point.getAttribute("y"));
  var rx = Number(rect.getAttribute("x"));
  var ry = Number(rect.getAttribute("y"));
  var rw = Number(rect.getAttribute("width"));
  var rh = Number(rect.getAttribute("height"));
  if ((px > rx) && (px < rx + rw)
      && (py > ry) && (py < ry + rh))
    return true;
  else
    return false;
}
```



SVG DOM:

```
function pointInsideRect(point, rect) {
  if ((point.x > rect.x)
      && (point.x < rect.x + rect.width)
      && (point.y > rect.y)
      && (point.y < rect.y + rect.height))
    return true;
  else
    return false;
}
```

SVG DOM Example

What's Missing?

- A flat learning curve
 - Adds 145 new data types!
 - Includes a complex inheritance hierarchy
 - Includes specialized types for lists, enumerations, units, etc.
- A general purpose solution
 - Requires highly specialized knowledge
 - Works only for navigating SVG
 - Each new vocabulary requires a new set of interfaces.
- Read-only
 - Requires DOM interfaces for modifying document.

```
circle.setAttribute("r", radius);    // NOT circle.r = radius;
```

S

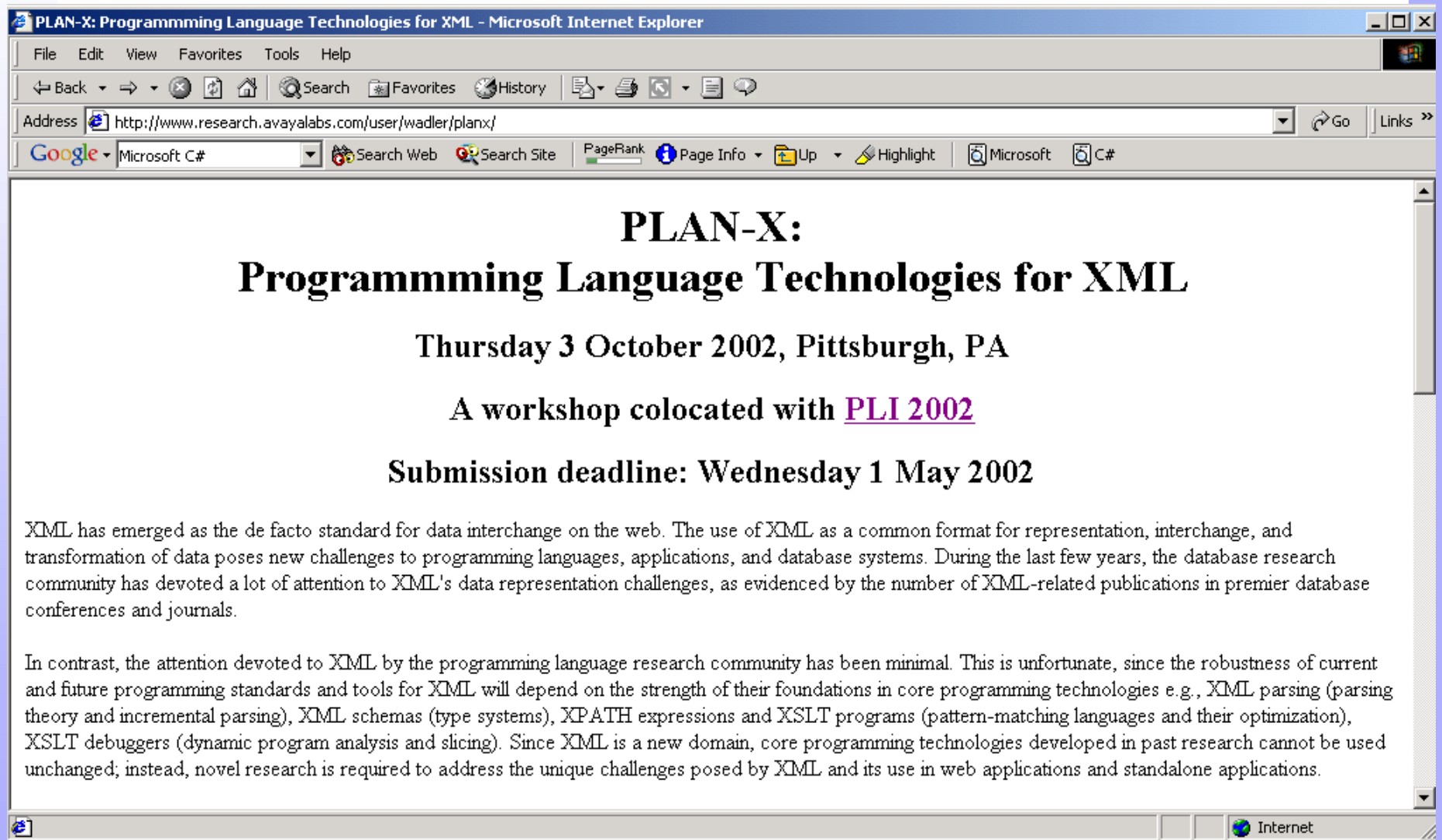
The screenshot shows three overlapping Microsoft Internet Explorer windows. The top window is titled "Paths - W3C SVG 1.0 Specification - Candidate Recommendation 20000802" and shows the address bar with a file path. The middle window is titled "Basic Data Types and Interfaces - W3C SVG 1.0 Specification - Candidate Recommendation 20000802" and displays the "IDL Definition" section. The bottom window is partially visible and titled "Basic Shapes - W3C SVG 1.0 Specification - Candidate Recommendation 20000802".

IDL Definition

```
interface SVGList {  
  
    readonly attribute unsigned long numberOfItems;  
  
    void clear ( )  
        raises( DOMException );  
    Object initialize ( in Object newItem )  
        raises( DOMException, SVGException );  
    Object createItem ( );  
    Object getItem ( in unsigned long index )  
        raises( DOMException );  
    Object insertItemBefore ( in Object newItem, in unsigned long index )  
        raises( DOMException, SVGException );  
    Object replaceItem ( in Object newItem, in unsigned long index )  
        raises( DOMException, SVGException );  
    Object removeItem ( in unsigned long index )  
        raises( DOMException );  
    Object appendItem ( in Object newItem )  
        raises( DOMException, SVGException );  
};
```

On the right side of the middle window, a vertical list of numbers is visible, ranging from 0 to 19, with some numbers followed by semicolons.

What's Next?



The image shows a screenshot of a Microsoft Internet Explorer browser window. The title bar reads "PLAN-X: Programmming Language Technologies for XML - Microsoft Internet Explorer". The address bar contains the URL "http://www.research.avayalabs.com/user/wadler/planx/". The main content area displays the following text:

PLAN-X:
Programmming Language Technologies for XML
Thursday 3 October 2002, Pittsburgh, PA
A workshop colocated with [PLI 2002](#)
Submission deadline: Wednesday 1 May 2002

XML has emerged as the de facto standard for data interchange on the web. The use of XML as a common format for representation, interchange, and transformation of data poses new challenges to programming languages, applications, and database systems. During the last few years, the database research community has devoted a lot of attention to XML's data representation challenges, as evidenced by the number of XML-related publications in premier database conferences and journals.

In contrast, the attention devoted to XML by the programming language research community has been minimal. This is unfortunate, since the robustness of current and future programming standards and tools for XML will depend on the strength of their foundations in core programming technologies e.g., XML parsing (parsing theory and incremental parsing), XML schemas (type systems), XPATH expressions and XSLT programs (pattern-matching languages and their optimization), XSLT debuggers (dynamic program analysis and slicing). Since XML is a new domain, core programming technologies developed in past research cannot be used unchanged; instead, novel research is required to address the unique challenges posed by XML and its use in web applications and standalone applications.

Overview

- The Problem
- The Opportunity
- Initial Attempts
- **Our Approach**
- Conclusions
- Current Status

E4X Approach

- Add a native XML data type to ECMAScript
 - An *ordered* collection of XML properties with a name, base-object (i.e, parent) and set of XML attributes
 - XML Properties can be XML, comments, PIs or text
- Reuse existing operators and extend with semantics for XML (e.g., property accessors)
- Add a minimal set of new operators for common XML operations (e.g., searching and filtering)

Add a Native XML Object

```
// create a new XML object from a string  
var order = new XML("<order/>");
```

```
// create an new XML object from a file  
var doc = new XML(file);
```


```
// create an XML wrapper for manipulating the document object  
var doc = XML(document);
```

Reuse Familiar Operators

```
// get the customer's address from the order  
var address = order.customer.address;
```

```
// get the second item from the order  
var secondItem = order.item[1];
```

ToPrimitive automatically
gets values of leaf nodes



```
// calculate the total price for the second item in the order  
var secondTotal = order.item[1].price * order.item[1].quantity;
```

```
// change the quantity of the first item  
order.item[0].quantity = 18;
```

Assignment of primitive
value creates leaf node



```
// append a grand total to the order  
order.total = grandTotal;
```

New properties are
always appended to end



Reuse Edition 4 Concepts

```
// declare XML typed variables
var order : XML;

// import specific XML types using an XML Schema
import PurchaseOrder.xsd;

// declare XML namespaces
namespace soap as "http://schemas.xmlsoap.org/soap/envelope/";
namespace stock as "http://mycompany.com/stocks";

// use qualified names to manipulate namespace qualified elements
var body = message.soap::Body;
message.soap::Body.stock::GetTradePrice.symbol = "MYCO";
```

New Operators

```
// attribute accessor: access XML attributes as specially named properties  
var custid = order.customer.@custid;  
order.item[1].@id = "123";
```

```
// descendent operator: search without specifying full path  
var prices = order..price;  
var paragraphs = document..p;
```

Reduces dependencies
on containment hierarchy



```
// filtering predicate: e.g., get descriptions of items that cost less than $50  
var cheapItems = order.item.(price < 50).description;
```

```
// get property list: get all the child elements of order  
var orderData = order.*;
```

```
// get attribute list: get all XML attributes associated with the customer  
var custAttributes = order.customer.*;
```

XML Literals

```
// replace the customer address with a new one
order.customer.address = <address>
  <street>53 Party Lane</street>
  <city>Big Town</city>
  <state>Washington</state>
  <zip>98008</zip>
</address>;
```

Parsing may be handled similar to RegEx literals

May embed expressions anywhere in literal

```
// append a new empty item using nextItemNum as the id
order.item += <item id={nextItemNum++}/>;

// add a calculated prefix (e.g, Mr., Mrs.) in front of the customer name
order.customer.name = <prefix>{prefix}</prefix> + order.customer.name;

// replace the children of the customer element with empty elements
order.customer.* = <name/> + <address/>;
```

Overview

- The Problem
- The Opportunity
- Initial Attempts
- Our Approach
- **Conclusions**
- Current Status

Conclusions

- Scripters are inundated with XML processing tasks
- Current tools are complex and unfamiliar to scripter
- XML to Object mapping techniques are insufficient
- ECMAScript for XML will
 - Empower more people to do more useful things with XML
 - Minimize the required knowledge, expertise, time and money
 - Scripters can start with little or no additional knowledge
 - Reduce code complexity, time to market and revision cycles
 - Decrease XML footprint requirements
 - Enable looser coupling between code and external data formats

Overview

- The Problem
- The Opportunity
- Initial Attempts
- Our Approach
- Conclusions
- **Current Status**

E4X Sub-group

- Established by TC39/TG1 on 13 June 2002
- Logistics
 - Meetings: Every 6 weeks following TG1 meeting
 - Convener: Peter Torr
 - Editor: John Schneider
- Decoupled from Edition 4 work with separate meetings and resources

Terms of Reference

Name: ECMAScript for XML (E4X)

Scope:

To standardize the syntax and semantics of a general purpose, cross platform, vendor neutral set of programming language extensions adding native XML support to ECMAScript

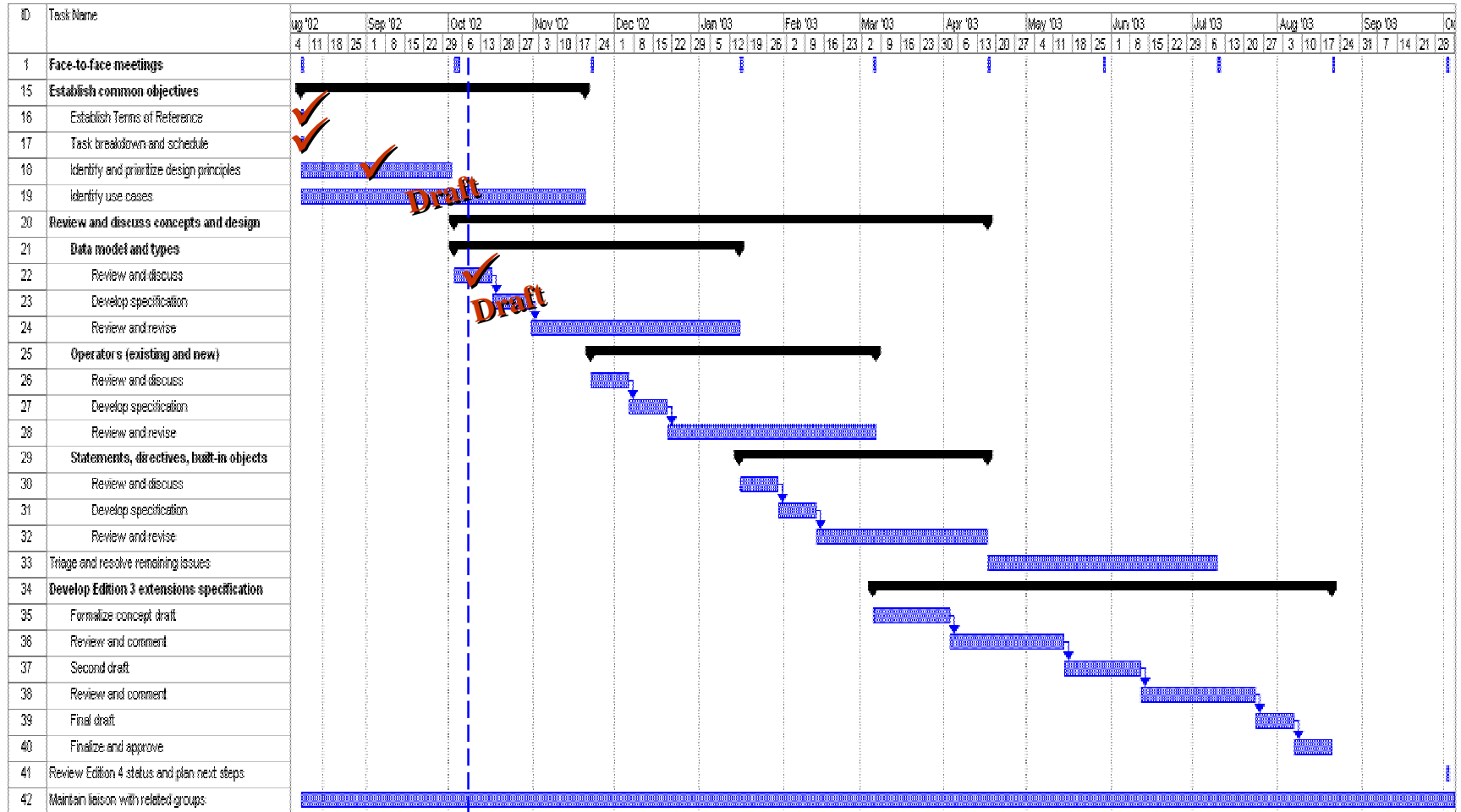
Program of Work:

- Develop a standard set of language extensions to add native XML support to ECMAScript
- Facilitate integration of developed extensions into the ECMAScript Language Specification
- On completion of tasks 1 and 2, investigate the future direction of XML support in ECMAScript and consider proposals for complementary or additional technology
- Maintain liaison with appropriate ECMA and external standards bodies

Task Breakdown

- Establish objectives, design principles and use cases
- Review and agree on language extension concepts
 - Data model and type extensions
 - Extended semantics for existing operators
 - New operators
 - Statements and directives
 - Built-in classes (properties and methods)
- Develop specification formalizing syntax and semantics of language extensions for ECMAScript Edition 3
- Develop specification formalizing syntax and semantics of language extensions for ECMAScript Edition 4
- Integrate with ECMAScript Language Specification

Schedule



Scripters are Swamped with XML

The XML Programming Model The DOM

The DOM requires:

```
function addTotal(document) {
  total = 0;
  items = document.getElementsByTagName("item");
  for (i = 0; i < items.length; i++) {
    item = items.item(i);
    price = item.getElementsByTagName("price").item(0);
    priceValue = price.item(0).nodeValue();
    quantity = item.getElementsByTagName("quantity").item(0);
    quantityValue = quantity.item(0).nodeValue();
    total += priceValue * quantityValue;
  }
  totalText = document.createTextNode(total);
  totalElem = document.createElement("total");
  totalElem.appendChild(totalText);
  document.item(0).appendChild(totalElem);
}
```

The scripter thinks:

```
function addTotal(order) {
  total = 0;
  for (i in order.item) {
    total += i.price * i.quantity;
  }
  order.total = total;
}
```

Mapping XML to Objects What's Missing?

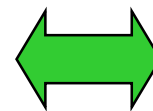
- Well defined order semantics
 - What is property order for new object?
 - Where are new properties added?
 - What is impact of deleting properties?
- Operators for controlling order
 - Specify property order
 - Modify property order
 - Preserve property order
- Operators for creating and manipulating additional XML artifacts
 - Attributes, Comments, PIs
 - Mixed content

Bottom line: ECMAScript object model is insufficient for XML data.

Questions and Discussion

The scripter thinks:

```
function addTotal(order) {
  total = 0;
  for (i in order.item) {
    total += i.price * i.quantity;
  }
  order.total = total;
}
```



E4X enables:

```
function addTotal(order) {
  total = 0;
  for (i in order.item) {
    total += i.price * i.quantity;
  }
  order.total = total;
}
```

Backup Slides

Why Standardize?

- **Timing.** If we don't act now, market need will generate disparate, incompatible solutions
- **Market.** The benefits of this technology extend to a broad range of products
- **Value.** The network effects of an open standard are more valuable than a proprietary approach